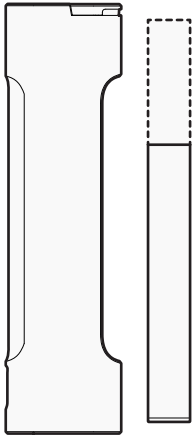


ONYX



User Manual

* Pod Not Included

DISCLAIMER

Please read this user manual before use. Failure to follow the instructions for proper setup, use, and care for your device can increase the risk of serious personal injury, death, or property damage.

The manufacturer assumes no responsibility for any damage caused by mishandling that is beyond normal usage defined in this manual.

RECOMMENDED SETUP

We recommend the exclusive use of Uzoq Aspire original charger, battery, components, and accessories indicated on the product page and leaflet. Use of chargers, batteries, components, and/or accessories not specifically produced for this device may lead to malfunction and/or damage to the product and to the cancellation of the warranty.

HANDLING AND MAINTENANCE OF THE ELECTRONIC CIGARETTE

verification of the electronic cigarette by the user after each drop or impact.

If the e-cigarette were to be dropped, the consumer shall be informed that the following must be checked:

- that the elements have not become loose
 - that there is no leakage of e-liquid
 - that the mouthpiece is not damaged
 - if a visual examination of the product shows no signs of damage, the user may use the equipment after cleaning it and in particular the mouthpiece, using paper or a dry cloth
- the electronic cigarette shall not be used if parts are cracked or deformed and the defective items shall be replaced
- the electronic cigarette shall not be used when its tank is empty or almost empty as well as if the user notices a perceptible change in flavour.

UNDER NORMAL USE, THE LIFESPAN OF THE DEVICE IS APPROXIMATELY TWO YEARS.

To reduce the risk of fire, shock, or damage to your vape device keep the product and its accessories away from overheated or excessively humid conditions (-5° C / 50 ° C).

Your device can be damaged if dropped, burned, punctured, crushed, or if it comes in contact with liquid. If you suspect damage to your device or its battery, discontinue use of your device, as it may cause overheating or injury.

To avoid misfiring always ensure you either lock or switch off your device when it is not in use, especially when carrying your device in your pocket, bag, or purse.

In the case of burnt or abnormal deformation of one of the components of the device or its accessories, stop using it immediately and contact Customer Care.

REPLACEABLE BATTERIES SAFETY

Do not use non-rechargeable batteries. Do not use damaged batteries or batteries with a torn or damaged wrapper. Disconnect the battery from the charger when fully recharged. Do not use your vape device while charging.

PRODUCT DISPOSAL SAFETY

Do not discard this product and battery in the environment, and only dispose of the product components at dedicated collection/disposal points.

HEALTH WARNING SAFETY

Do not use the product if you are pregnant, breastfeeding, generally ill, or suffer from respiratory and/or cardiovascular system disorders.

If you experience any side effects discontinue using the product, if the effect(s) continue after you stop using, consult a healthcare professional immediately.

INSTRUCTIONS FOR STORAGE OF THE BATTERY/POWER BANK

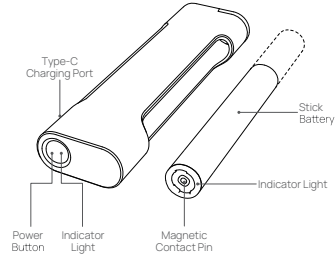
- It should be stored in a dry, cool, and ventilated environment, avoiding direct sunlight and high temperatures
- Avoid humid environments to prevent batteries from getting damp and rusting
- If not in use for a long time, the power bank can be charged at regular intervals (such as three months) to maintain battery activity
- Avoid external forces such as compression and impact to prevent damage to internal circuits and batteries

If your cartridge or device is damaged, deformed, or even leaked, please do not continue to use it.

CONTENTS:

- 1 X Uzoq Onyx PB
- 1 X Uzoq Onyx Stick Battery
- 1 X User Manual
- 1 X Uzoq Aspire Lanyard

COMPONENTS VIEW:



ONYX STICK BATTERY SPECIFICATIONS:

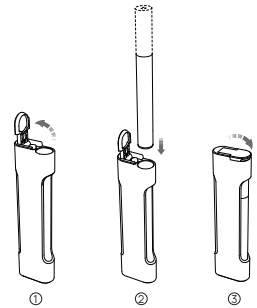
Dimensions: Ø9*52 mm
Activation: Auto-draw
Battery Capacity: 60 mAh
Resistance: 1.6Ω
Output: 3.6V constant output
Charging Port: Magnetic contact pin
Maximum Charge Current: 550 mA

ONYX PB SPECIFICATIONS:

Dimensions: 93*25*12 mm
Battery Capacity: 400 mAh
Charging Port: Type-C
Maximum Charge Current: 1A

HOW TO CHARGE THE STICK BATTERY?

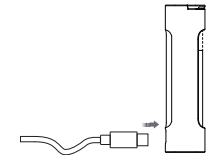
1. Open the top cap of the Onyx PB
2. Insert the Onyx Stick Battery into the Onyx PB
3. Close the top cap of the Onyx PB



Remember to clean the condensation between the pod and the device.

HOW TO CHARGE THE ONYX PB?

Directly charge the Onyx PB via Type-C



INDICATOR LIGHT (STICK BATTERY):

Stick Battery Condition	Status of Indicator Light & Details
Disconnect / Connect the stick battery to the Onyx PB	The indicator light will flash white 3 times
In charging	The white indicator light of the stick battery will be always on
Fully Charged	The indicator light of the stick battery will turn off

INDICATOR LIGHT (ONYX PB):

Device Condition	Status of Indicator Light & Details
Turn on: Quickly press the power button 5 times	The indicator light of the Onyx PB will flash green 3 times
Turn off: Quickly press the power button 5 times	The indicator light of the Onyx PB will flash red 3 times
Disconnect / Connect the Onyx PB to charger via type-c cable	The indicator light will flash white 3 times
In Charging	The indicator light of the Onyx PB will always flash red slowly
Fully charged	The indicator light of the Onyx PB will flash green 20 times

PROTECTION FEATURES (STICK BATTERY):

Vaping Over-Time Protection (10s)	The indicator light will flash white twice
Short Circuit Protection	The indicator light will be on white for 2s
Low Voltage Protection	The indicator light will flash white 10 times
Over-current Protection	The indicator light will be on white for 2s
Overheat Protection	The Stick Battery will stop working
Overcharge Protection	Once the battery is fully charged, the LED light will turn off and the device will stop charging

PROTECTION FEATURES (ONYX PB):

Short Circuit Protection	The indicator light will flash red 3 times quickly
Low Voltage Protection	The indicator light will flash red 10 times
Overcharge Protection	Once the battery is fully charged, the indicator light will flash green 20 times and the device will stop charging
Over Voltage Protection	The indicator light will flash red 3 times

IMPORTANT INFORMATION ABOUT USING NICOTINE-CONTAINING E-LIQUIDS

Before using nicotine-containing e-liquid the user should read the following information carefully.

1. NICOTINE-CONTAINING E-LIQUID:

If used with nicotine-containing liquid, it should be noted that nicotine which is a highly addictive substance and, therefore, is not recommended for use by non-smokers may produce toxic effects if consumed orally, especially in infants or children.

Do not use if you are allergic to nicotine or any of the other ingredients contained within the e-liquid (see manufacturer's label for full details).

2. NICOTINE WARNINGS AND PRECAUTIONS

Nicotine-containing e-liquid is not recommended for:

- Non-smokers
- Young people under the legal age;
- Pregnant or breast-feeding women; as nicotine is known to cross the placenta and to be excreted in breast milk;

3. CONTRAINDICATIONS

- Those experiencing general ill health; such as heart disease, stomach, and duodenal ulcers, liver or kidney problems, long term throat disease, or difficulty breathing due to bronchitis, emphysema, or asthma;
- Those who have an overactive thyroid gland or have a pheochromocytoma (a tumor of the adrenal gland that can affect high blood pressure);

- Those who have diabetes, nicotine may affect your blood sugar levels.
- Those taking the following medication:
 - Theophylline (to treat breathing problems)
 - Ropinirole (to treat restless leg syndrome)
 - Clozapine (to treat schizophrenia)

4. POSSIBLE SIDE EFFECTS

If vapor and the persons in his/her entourage inhale too much nicotine or use the product too much, vapor and the persons in his/her entourage may experience one or more of the following effects:

- Feeling faint
- Nausea (feeling sick)
- Headache
- Coughing
- Irritation of the mouth or throat
- Dizziness
- Stomach discomfort
- Hiccups
- Nasal congestion
- Vomiting
- Arrhythmias in the chest
- Abnormal heartbeats

5. DETAILS FOR CONSUMER QUESTIONS, FEEDBACK, AND ADVERSE EVENT REPORTING

- If used multiple times in a row, the battery may overheat
- If used improperly or if the equipment is damaged, leakage may occur
- First-time e-cigarette users may experience irritation of the mouth, a dry throat or cough

If you have any feedback you can contact us with following information:
Email: service@aspirecig.com
Tel: +86-755-81499783

WARRANTY

Please visit our official website below to know our warranty policy and find an official after-sale support center in your country:
<https://www.aspirecig.com/support/service-center/>

If your region doesn't have a support center, you can contact the retailer for service as normal.

Important Information:
When requesting for warranty claims, kindly provide receipts or invoice purchased from vendor. Please also keep the original box containing the serial number and security code, or batch code for verification.

For detailed operating instructions, please visit:
Manual: <https://www.aspirecig.com/support/download>
Video: <https://www.youtube.com/c/Aspirecigs>

Shenzhen Eigate Technology Co., Ltd.
Floor 1-4, Building 3, No.14 Jian'an Road, Shajing Sub-district, Bao'an District, Shenzhen, Guangdong Province, China
Tel: +86-755-81499783
Email: service@aspirecig.com
To learn more about our products and how to use, please visit: www.aspirecig.com

IMPORTED BY: GOTVAPE CORP
Address: 85 L13 PAPAYA EXT. ST. GREENLAND SUBD. CAINTA, RIZAL
AN: A9-(I)-10-23-03280
FOR EXPORT TO THE PHILIPPINES TAX AND DUTY PAID

@uzoq.ph
uzoqpremium
Email: inquiry@uzoqpremium.com
Website: uzoqpremium.com
Contact No.: 639171344497

MADE IN CHINA